








Elevations Table				
Number	Minimum Elevation	Maximum Elevation	Area	Color
1	283.02	292.02	6870515.13	
2	292.02	296.40	689638.23	
3	296.40	297.44	691331.49	
4	297.44	299.04	691039.07	
5	299.04	301.08	690644.93	
6	301.08	304.06	690891.34	
7	304.06	308.76	690621.75	
8	308.76	322.96	690515.06	

[illegible]